



# Reading/ELA: Every Student Reads On or Above Grade Level

## Goal 1 - Reading Grades 3-8

School Code | 3399 School Name | Sankofa Freedom Academy Charter School

**Goal 1:** The percentage of students in grades 3-8 who are proficient on the state ELA assessment will grow from 35.7% in August 2019 to 65.0% by August 2026

### PSSA ELA: % of Students Proficient or Advanced, Grades 3-8

**All Students, 289 students**

**Score: 36.0 %**



**2021-2022 Target: 42.5 %**

-6.5 pts from target

**2025-2026 Goal: 65.0 %**

-29.0 pts from target

NOT MEETING

no data prior year



- Meeting Target
- Not Meeting Target

**American Indian / Alaskan Native**

Insufficient Sample

**Asian**

Insufficient Sample

**Black / African American, 269 students**

**Score: 34.2 %**  
-8.3 pts from target

NOT MEETING

no data prior year



**Hispanic / Latino**

Insufficient Sample

**Multi Racial / Other**

Insufficient Sample

**Native Hawaiian / Pacific Islander**

Insufficient Sample

**White**

Insufficient Sample

**English Learners**

Insufficient Sample

**Students with IEPs, 54 students**

**Score: 9.3 %**  
-33.2 pts from target

NOT MEETING

no data prior year



**Economically Disadvantaged, 232 students**

**Score: 34.9 %**  
-7.6 pts from target

NOT MEETING

no data prior year



# Reading/ELA: Every Student Reads On or Above Grade Level

## Goal 2 - Reading Grade 3

School Code | 3399 School Name | Sankofa Freedom Academy Charter School

**Goal 2:** The percentage of 3rd grade students who are proficient on the state ELA assessment will grow from 32.5% in August 2019 to 62.0% by August 2026

### PSSA ELA: % of Students Proficient or Advanced, Grade 3

All Students, 49 students

**Score: 42.9 %**



**2021-2022 Target: 39.3 %**

3.6 pts above target

**2025-2026 Goal: 62.0 %**

-19.1 pts from target

MEETING

no data prior year



- Meeting Target
- Not Meeting Target

American Indian / Alaskan Native

Insufficient Sample

Asian

Insufficient Sample

Black / African American, 46 students

**Score: 41.3 %**  
2.0 pts above target

MEETING

no data prior year



Hispanic / Latino

Insufficient Sample

Multi Racial / Other

Insufficient Sample

Native Hawaiian / Pacific Islander

Insufficient Sample

White

Insufficient Sample

English Learners

Insufficient Sample

Students with IEPs

Insufficient Sample

Economically Disadvantaged, 38 students

**Score: 47.4 %**  
8.1 pts above target

MEETING

no data prior year



# Math & Science: Every Student Performs On or Above Grade Level

## Goal 3 - Math Grades 3-8

School Code | 3399 School Name | Sankofa Freedom Academy Charter School

**Goal 3:** The percentage of students in grades 3-8 who are proficient on the state Math assessment will grow from 21.6% in August 2019 to 52.0% by August 2026

### PSSA Math: % Students Proficient or Advanced, Grades 3-8

All Students, 298 students

Score: 10.4 %



2021-2022 Target: 28.7 %

-18.3 pts from target

2025-2026 Goal: 52.0 %

-41.6 pts from target

NOT MEETING

no data prior year



### PSSA Science

% of Students Proficient or Advanced in Science (Grades 4 and 8)

35.3 %

36 out of 102 students

American Indian / Alaskan Native

Insufficient Sample

Asian

Insufficient Sample

Black / African American, 277 students

Score: 7.9 %

-20.8 pts from target

NOT MEETING

no data prior year



Hispanic / Latino

Insufficient Sample

Multi Racial / Other

Insufficient Sample

Native Hawaiian / Pacific Islander

Insufficient Sample

White

Insufficient Sample

English Learners

Insufficient Sample

Students with IEPs, 59 students

Score: 1.7 %

-27.0 pts from target

NOT MEETING

no data prior year



Economically Disadvantaged, 239 students

Score: 10.9 %

-17.8 pts from target

NOT MEETING

no data prior year



# Climate, Culture & Opportunity

## Guardrail 1 - Welcoming and Supportive Schools

School Code | 3399 School Name | Sankofa Freedom Academy Charter School

**Guardrail 1:** Every school will be a safe, welcoming and healthy place where our students, staff and community want to be and learn each day. This means that our schools will be: 1) environmentally safe and clean; and 2) spaces with inclusive climates that provide students with access to robust social, emotional, and mental health supports.


### School Climate Score

Score: 7.9



2021-2022 Target: 7.0  
0.9 pts above target

2025-2026 Goal: 7.0  
0.9 pts above target



### School Climate Survey

7.0/10  
Student Rating

9.3/10  
Parent Rating

Insufficient Sample  
Teacher Rating

### School Instruction Score

Score: 8.4



2021-2022 Target: 8.0  
0.4 pts above target

2025-2026 Goal: 8.0  
0.4 pts above target



### School Instruction Survey

8.3/10  
Student Rating

8.5/10  
Parent Rating

Insufficient Sample  
Teacher Rating

- Meeting Target
- Not Meeting Target

 **Not Applicable**



School Has at Least 2 Behavioral/Mental Health Support FTEs per 500 Students

# Climate, Culture & Opportunity

## Guardrail 1 - Welcoming and Supportive Schools

School Code | 3399 School Name | Sankofa Freedom Academy Charter School

**Guardrail 1:** Every school will be a safe, welcoming and healthy place where our students, staff and community want to be and learn each day. This means that our schools will be: 1) environmentally safe and clean; and 2) spaces with inclusive climates that provide students with access to robust social, emotional, and mental health supports.

% of Students Attending at Least 95% of Instructional Days	% of Students Attending			
<p><b>All Students: 498 Students</b></p> <p style="text-align: center;"><b>Score: 34.7 %</b></p>  <p>2021-2022 Target: 52.9 % -18.2 pts from target</p> <p>2025-2026 Goal: 60.0 % -25.3 pts from target</p> <p>NOT MEETING <span style="margin-left: 150px;">no data prior year</span></p>	<p><b>Greater Than 95% of Instructional Days</b> <span style="float: right;"><b>34.7 %</b></span></p>	<p><b>90-95% of Instructional Days</b> <span style="float: right;"><b>27.7 %</b></span></p>		
<p><b>All Students: 498 Students</b></p> <p style="text-align: center;"><b>Score: 62.5 %</b></p>  <p>2021-2022 Target: 82.3 % -19.8 pts from target</p> <p>2025-2026 Goal: 94.0 % -31.5 pts from target</p> <p>NOT MEETING <span style="margin-left: 150px;">no data prior year</span></p>	<p style="text-align: center;"><b>Additional Metrics</b></p> <table border="0" style="width: 100%;"> <tr> <td style="width: 50%; text-align: center;"> <p><b>Not Applicable</b></p> <p><i>% of Teachers Attending at Least 95% of Work Days (Cumulative)</i></p> <p><b>Not Applicable</b></p> <p><i>% of Teachers Receiving a Proficient MMS Rating</i></p> </td> <td style="width: 50%; text-align: center;"> <p><b>Not Applicable</b></p> <p><i>Teacher Annual Retention</i></p> <p><b>Not Applicable</b></p> <p><i>% of Teachers Receiving a Distinguished MMS Rating</i></p> </td> </tr> </table>		<p><b>Not Applicable</b></p> <p><i>% of Teachers Attending at Least 95% of Work Days (Cumulative)</i></p> <p><b>Not Applicable</b></p> <p><i>% of Teachers Receiving a Proficient MMS Rating</i></p>	<p><b>Not Applicable</b></p> <p><i>Teacher Annual Retention</i></p> <p><b>Not Applicable</b></p> <p><i>% of Teachers Receiving a Distinguished MMS Rating</i></p>
<p><b>Not Applicable</b></p> <p><i>% of Teachers Attending at Least 95% of Work Days (Cumulative)</i></p> <p><b>Not Applicable</b></p> <p><i>% of Teachers Receiving a Proficient MMS Rating</i></p>	<p><b>Not Applicable</b></p> <p><i>Teacher Annual Retention</i></p> <p><b>Not Applicable</b></p> <p><i>% of Teachers Receiving a Distinguished MMS Rating</i></p>			

- Meeting Target
- Not Meeting Target

# Climate, Culture & Opportunity

## Guardrail 2 - Enriching and Well-rounded School Experiences

## Guardrail 3 - Partnering with Parents / Family Members

School Code | 3399 School Name | Sankofa Freedom Academy Charter School

**Guardrail 2:** Every student will have a well-rounded education with co-curricular opportunities, including arts and athletics, integrated into the school experience.

**Guardrail 3:** Every parent and guardian will be welcomed and encouraged to be partners in their child's school community.

### % of Students Participating in Visual / Performing Arts

% of Students  
Participating in Visual /  
Performing Arts

100.0 %

427 out of 427 students

### School Relationship Score

Score: 8.1



2021-2022 Target: 8.0

0.1 pts above target

MEETING  
2026 GOAL

no data prior year

### Additional Metrics

Not Applicable



School Has a SAC/Parent Advisory Group

Not Applicable



School Has a SAC/Parent Advisory Group That Meets Regularly

Not Applicable



Number of SAC/Parent Advisory Group Meetings

- Meeting Target
- Not Meeting Target

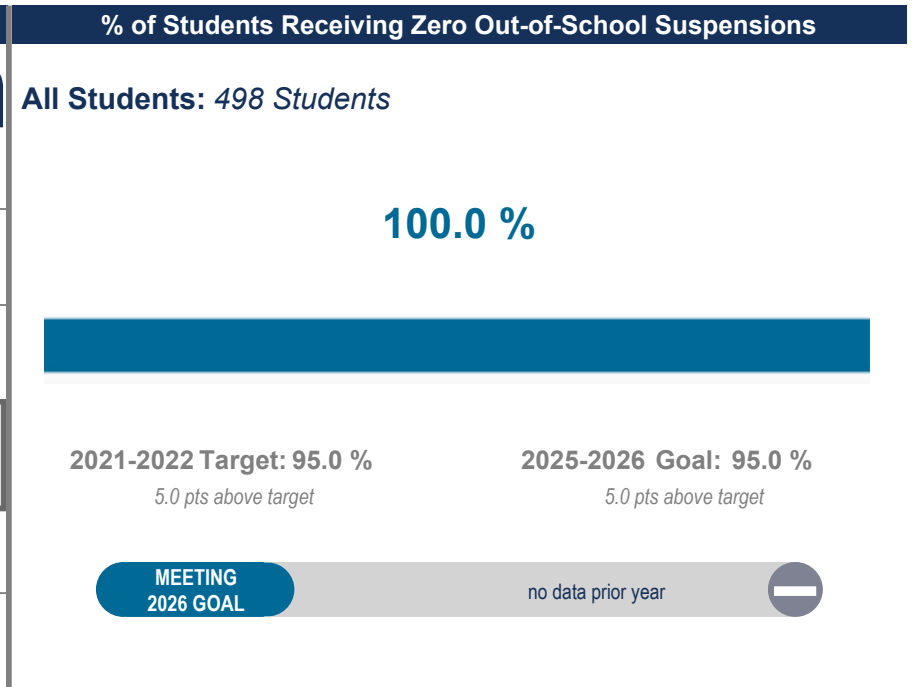
# Climate, Culture & Opportunity

## Guardrail 4 - Addressing Racist Practices

School Code | 3399 School Name | Sankofa Freedom Academy Charter School

**Guardrail 4:** Our students' potential will not be limited by practices that perpetuate systemic racism and hinder student achievement.

Suspension Disproportionality			
	% of Enrollment (Total Enrollment)		% of Suspensions Given to Each Subgroup
All Students	(462)		
American Indian / Alaskan Native	1.1 %	(5)	Insufficient Sample
Asian	0.0 %	(0)	Insufficient Sample
Black / African American	94.2 %	(435)	Insufficient Sample
Hispanic / Latino	3.0 %	(14)	Insufficient Sample
Multi Racial / Other	1.7 %	(8)	Insufficient Sample
Native Hawaiian / Pacific Islander	0.0 %	(0)	Insufficient Sample
White	0.0 %	(0)	Insufficient Sample
English Learners	0.2 %	(1)	Insufficient Sample
Students with IEPs	19.5 %	(90)	Insufficient Sample
Economically Disadvantaged	76.2 %	(352)	Insufficient Sample



### % of Students Qualified to Attend Criteria-Based High Schools

All Students	Black / African American	Hispanic / Latino
Not Applicable	Not Applicable	Not Applicable

- Meeting Target
- Not Meeting Target